



# **semi-open office - Renault Store**

Renault Store technical specifications

May 2024 - v1



#### introduction

The office allows sales advisors to develop a commercial relationship of trust in a comfortable atmosphere.

These offices are located on the outskirts of the showroom.

#### layout

- global dimension
- colored glass partition
- dark grey wall with screen
- lifestyle fresco
- white/black graphical line on the black/white wall

#### equipment

- dark grey carpet
- round table / desk
- sales advisor's chair + 2 customer's chairs
- storage furniture (optional)

## semi-open office – global dimension

### global dimension

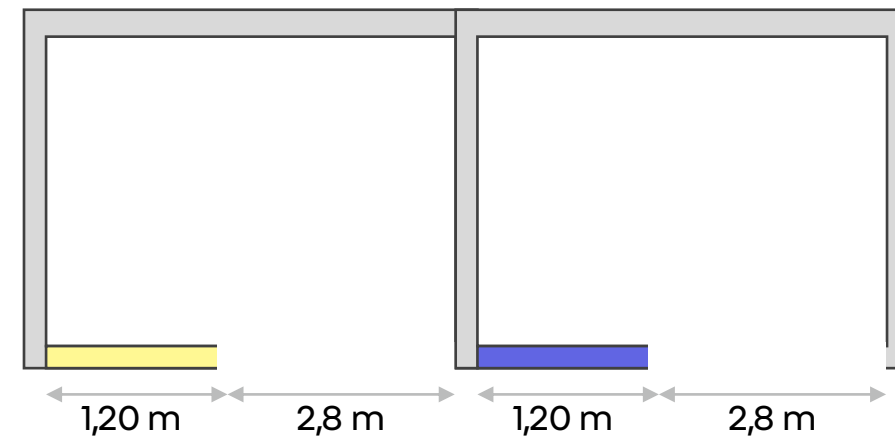
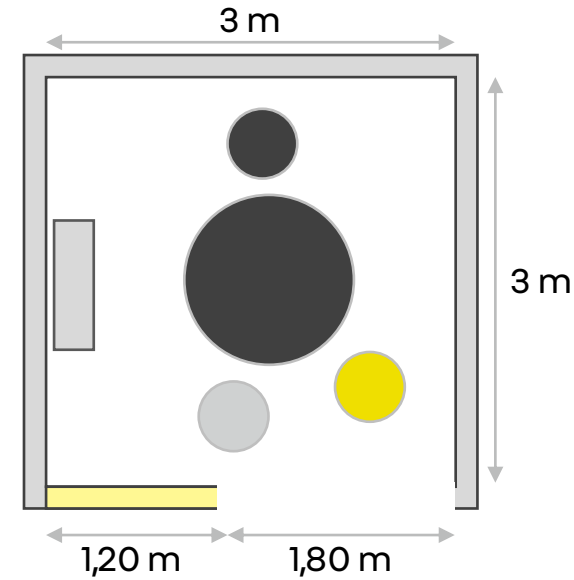
recommendation is to have a square space: 3,0 m x 3,0 m

depth of the office is recommended to be minimum 3,0 m

the width of the entrance must be at least 1,80 m

the width of the glass partition must be 1,20 m (max).

when several offices are aligned, the colored partitions glass must be the same width.




## semi-open office – colored glass partition

### description

The transparent partition is made in glass and a colored film is placed on it or between to glass.


The partitions should be full-height, reaching from floor to ceiling. They should be fixed with a metal plate on the floor and ceiling, as discreetly as possible, with a black RAL 9005 finish.

The colored film should be very transparent with a good quality. Supplier recommended is HEXIS with their "cristal" films.




### colors

1. light yellow = HEXIS C4168
2. dark blue = HEXIS C4387
3. purple = HEXIS C4282
4. grey = HEXIS C4080



### priority order



yellow / blue / purple / grey



## semi-open office – colored glass partition variant



### colors for Pro+

1. light yellow = HEXIS C4168
2. grey = HEXIS C4080



### colors for renew

1. white = TB9003S (satin white)
2. grey = HEXIS C4080



## semi-open office – dark grey wall with screen

### the wall

The wall should be dark grey RAL 7021 with satin finish.

The wall should integrate electrical outlet for the screen and depending the technology used: HDMI, RJ45, usb-C connection.

The wall should at least integrate 2 more electrical outlets for the PC and cell phone charger.

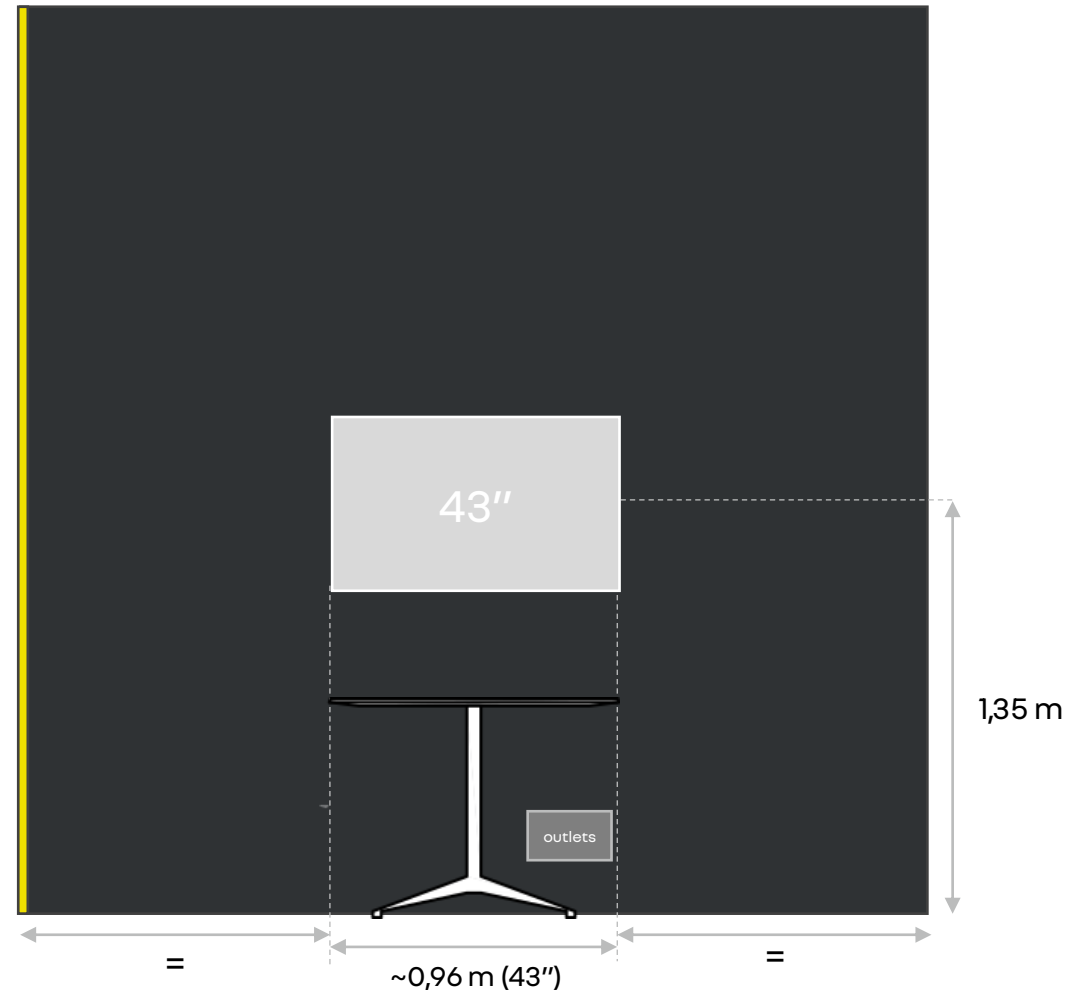
### the screen

The screen should be a 43" (can be 32" screen). It has to be with smart technology to share easily screen of the sales advisor (AirPlay from Apple, Smart TV from Samsung,...)

It must be implanted in the central part of the black wall.

Height of the middle of the screen should be placed between 1,20 m and 1,35 m for a better visual comfort.

To ease the usage of the screen for the sales advisor, the screen can be mounted on an articulating TV monitor wall mount.



### backlight

The lifestyle picture should be backlit  
See next pages proposition of pictures.

### Illumination

The illumination is done by led system. Led lights should be placed every 75 mm.

Color T° = 4000 K

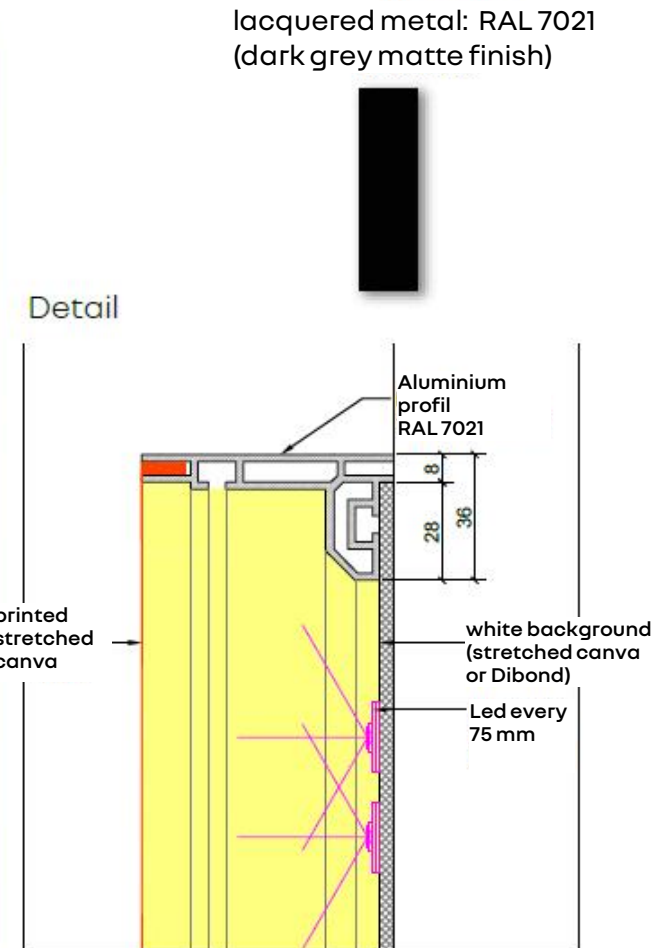


Intensity = variable

### Frame

The frame should be done in aluminium to be light.

Depth should be less than 120 mm

lacquered metal: RAL 7021 (dark grey matte finish)





## semi-open office – lifestyle fresco (1/2)

### image choice

In the office, the image chosen should be a lifestyle image, where we do not recognize the vehicle (or very little).

The country can choose the fresco among images available, validated and authorized for the country.

Please see with your local Marketing department and the rights on the “Renault mediateque”.

<https://www.mediatheque.renault.com/>

Pictures hereunder are examples of lifestyle picture to be used in the office.



✔ R-DAM\_1468444



✔ R-DAM\_1468621




✔ R-DAM\_1509675



✔ R-DAM\_1509684



✔ R-DAM\_1524627



✔ R-DAM\_1524648



✔ R-DAM\_1524750



✔ R-DAM\_1527801



✔ R-DAM\_1527804



✔ R-DAM\_1527810



✔ R-DAM\_1527819



✔ R-DAM\_1527927



✔ R-DAM\_1527969



✔ R-DAM\_1547261



✔ R-DAM\_1547510



✔ R-DAM\_1547687

## semi-open office – lifestyle fresco for Pro+

### Renault Pro+ variant

The country can choose the images among images available, validated and authorized for the country.

Please see with your local Marketing department and the rights on the “Renault mediateque”.

<https://www.mediatheque.renault.com/>

Pictures hereunder are examples of lifestyle picture to be used in the office.



✔ R-DAM\_1512918



✔ R-DAM\_1514460



✔ R-DAM\_1514637



✔ R-DAM\_1523376



✔ R-DAM\_1523382



✔ R-DAM\_1533084-5000



✔ R-DAM\_1533129



✔ R-DAM\_1534169



✔ R-DAM\_1535438



✔ R-DAM\_1535471

## semi-open office – wall with graphical line

### graphical line

The graphical line is always:

- positioned on the entrance side
- cropped towards the entrance of the offices
- with the same position
- sized full height of the wall

### color of the wall

we recommend to start by the white graphical line on a dark grey wall.

When several offices are next to each other, walls with the graphical line must be alternately dark grey and white.

### graphical line

The model can be download from the Brandstore.

The graphical line will be done in adhesive stickage.

entrance on the left:  
the graphical line is on the left wall



entrance on the right:  
the graphical line is on the right wall



WHITE LOGO ON BLACK BACKGROUND



Wall: dark grey = RAL 7021  
Graphical line: pure white



Wall: pure white  
Graphical line: dark grey = RAL 7021



## semi-open office – ceiling light (1/2)

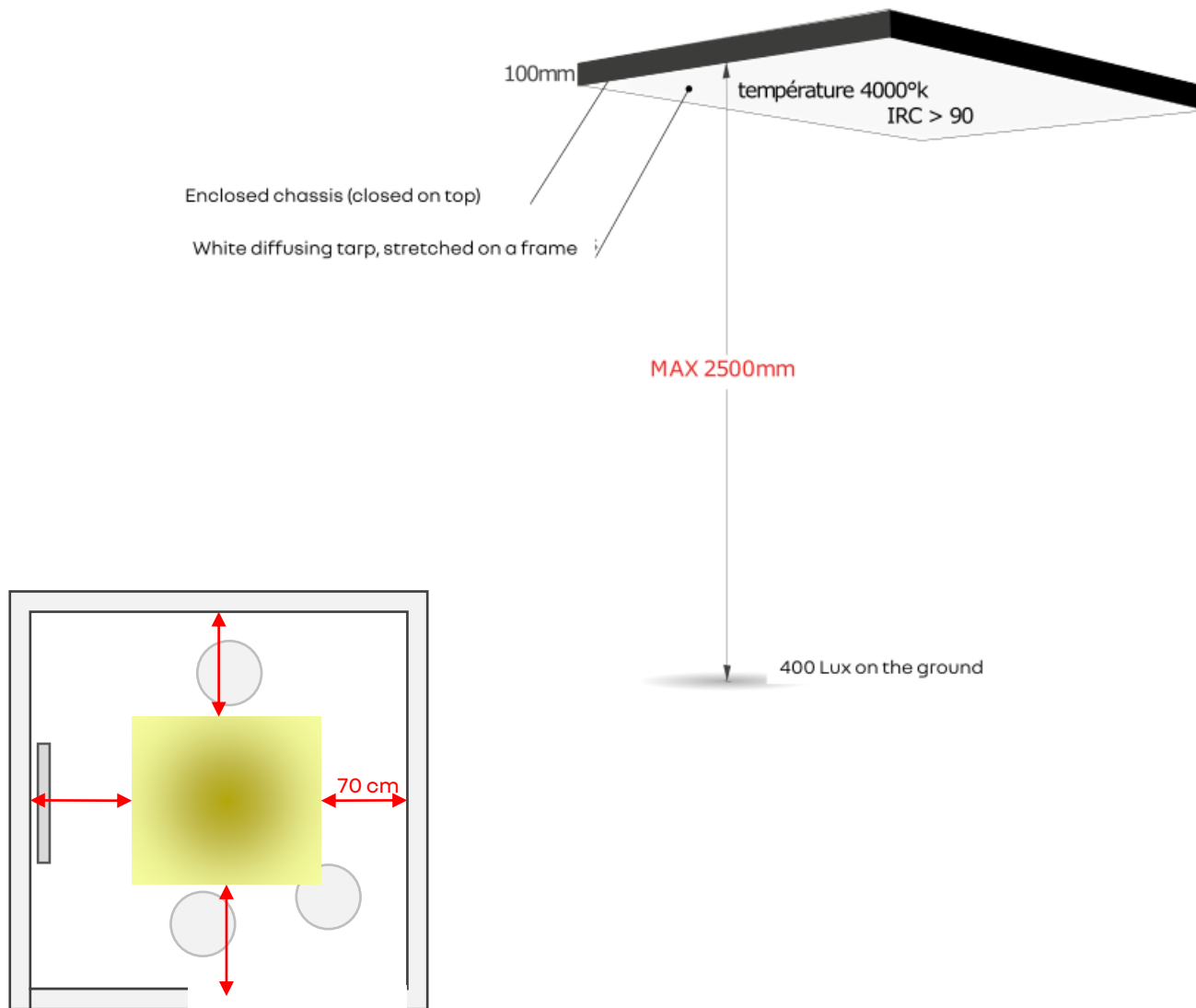
### description

the principle is the same as the backlight: use of led and white stretched canvas.

The intensity should be variable with remote.

T° = 4000 °K

Dimensions are around: 1 m x 1 m. We recommend to have min 70 cm from the light frame to the 4 walls.





## semi-open office – ceiling light (2/2)

### ceiling light or suspended

the height of the light should be between 2,20 m and 2,50 m (max.).

So, the height can be adjusted by suspending the light.



## semi-open office – dark grey carpet

### carpet.

The carpet selected should possess ample thickness to impart a cozy ambiance and provide acoustic benefits.

Our standard benchmark aligns with the open office setting, specifically referencing the

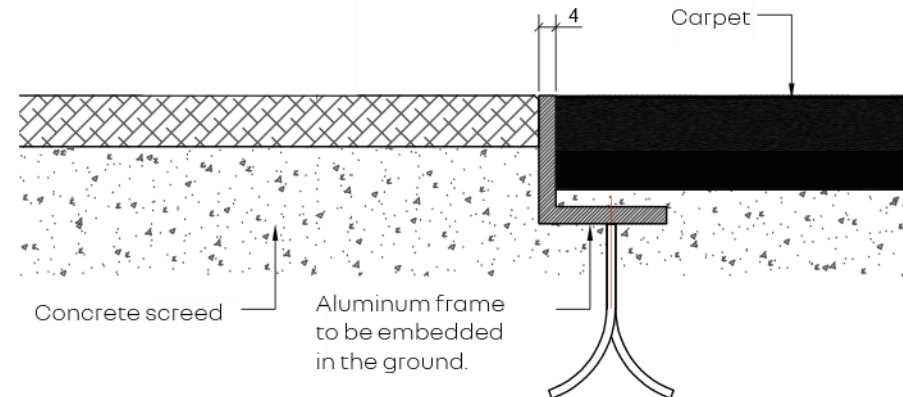

- Vorwerk Exclusive 1009 Dark Grey (Ref. 9E05)
- EGE CARPETS, High 8020 ECT350 black RFM559 tiles with acoustic felt back.

For enhanced quality and safety considerations, it is recommended to install the carpet seamlessly, flush with the showroom tiling. This not only elevates the overall aesthetic appeal but also mitigates any potential injury concerns.



FL3

Carpet EGE CARPETS, High 8020 ECT350 black RFM559 tiles with acoustic felt back



**description**

2 tables configurations exists

preferential configuration:

Table AAT20 HAY

h. 74 cm, Ø 128 cm, Ø 110 cm or Ø 100 cm

powder coated black aluminum legs

23 mm plywood with black linoleum top



Hay AAT20  
Ø 128 cm, Ø 110 cm or Ø 100 cm

alternative configuration:

white "classical" desk

h. 74 cm

w. 1835 cm

d. 65 cm (square part)

d. 100 cm (round part)



Renault specific table  
white top /grey box and foot

### description

3 chairs must be placed in the office.:

- 1 for the sale advisor
- 2 for the customer

### references

HAY – AAC25,

with castors, black powder coated Kvadrat, fully upholstered

1 light grey and 1 yellow + 1 dark grey for sales advisor

### implantation

The customer chairs are placed in the entrance, so the yellow chair is visible from the outside to brighten up the office.

sales advisor



Hay AAC25  
grey hallingdal 368

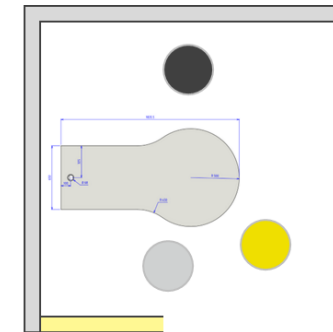
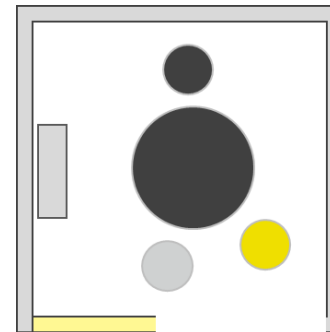
customers



Hay AAC25  
grey hallingdal 130



Hay AAC25  
vidar yellow 443





**alternative configuration**

ENEA – lottus confident fixe

without arm, with castors, 4 –star swivel base lacquer  
aluminium RAL 9005, fully upholstered

1 grey + 1 yellow + 1 grey for sales advisor



Enea lotus confident

Chili - Gabriel

grey 60116

yellow 62085

**sales advisor specific chair**

The sales advisor can have a specific chair

HERMAN MILLER – versus inerweave

with 2D arms, black structure base

Interweave Shale mesh backrest (36506)

Phoenix Havana seat (YP009)



Herman Miller  
versus inerweave

## semi-open office – storage unit proposal

### description

The storage unit can be the same as for aftersales storage cabinet.

To facilitate the implantation, the dimensions of this storage cabinet can be changed to:

H. 0,74 x W. 1,2 x D. 0,40 m

The storage cabinet is modular and consists of an enclosure equipped with shelves and closing doors.

Closure of the doors is by magnetic mechanisms and opening is via a small handle at the top of each door.

These units are made of particle board with dark grey melamine finish.

